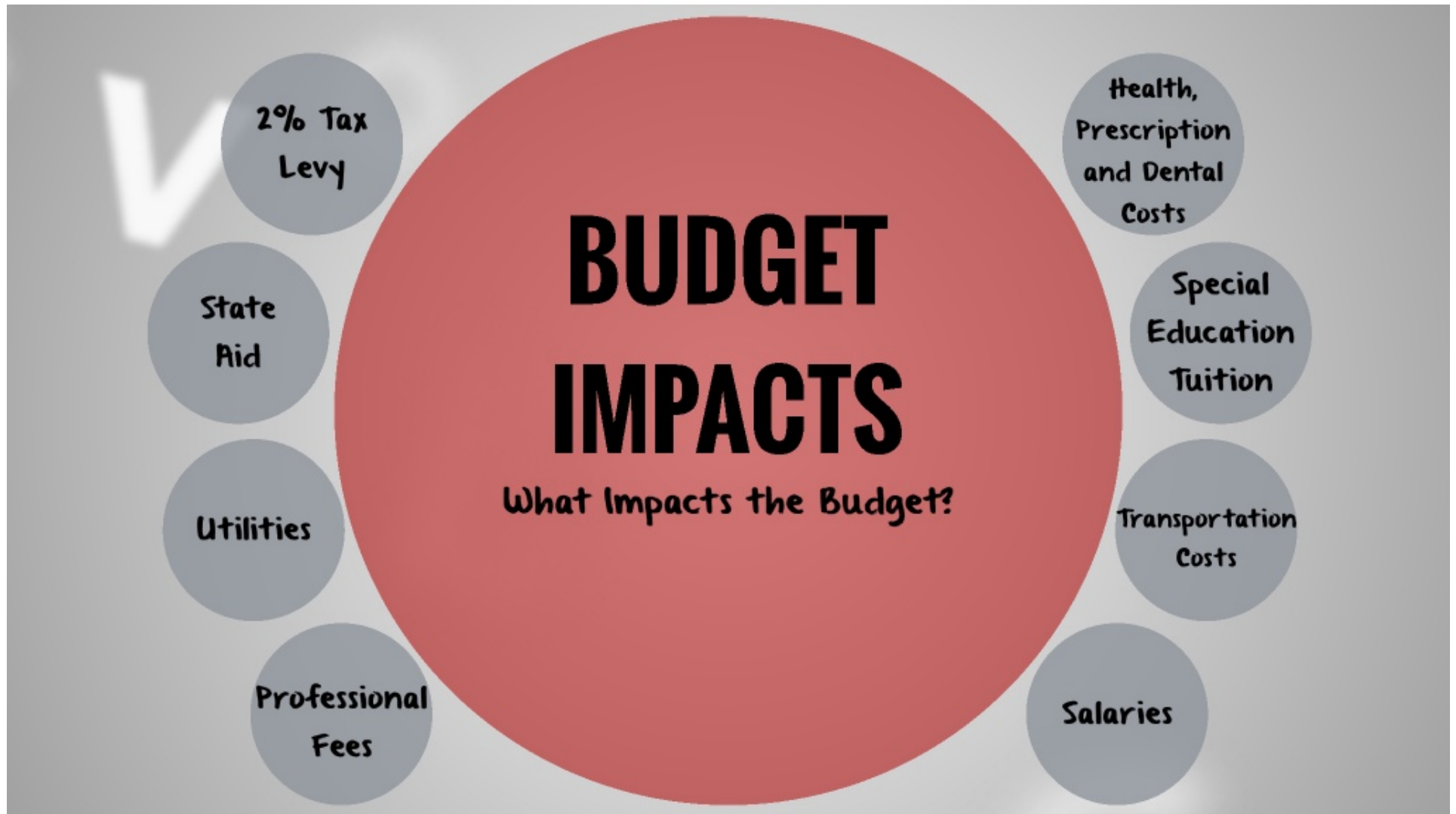
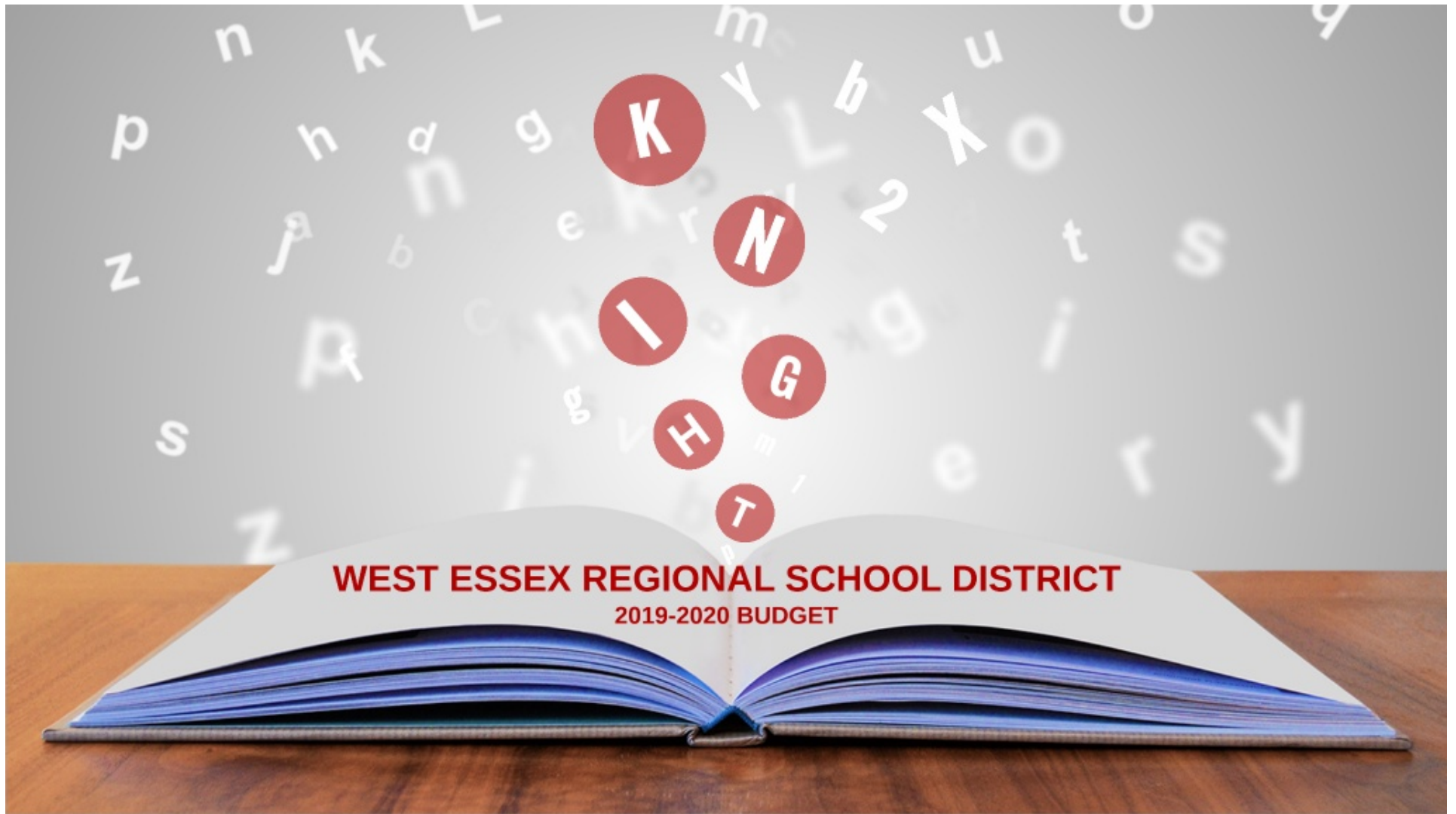



WEST ESSEX REGIONAL SCHOOL DISTRICT
2019-2020 BUDGET





WEST ESSEX REGIONAL SCHOOL DISTRICT
2019-2020 BUDGET



Improving the Academic Environment of West Essex



Budget maintains
existing district staff,
academic offerings,
extra-curricular
activities, and
transportation

Improving the Academic Environment of West Essex



Budget maintains
existing district staff,
academic offerings,
extra-curricular
activities, and
transportation

NEW:
Additional teachers, six
classroom renovations,
redesign of I:I initiative,
and district server
upgrades

Improving the Academic Environment of West Essex

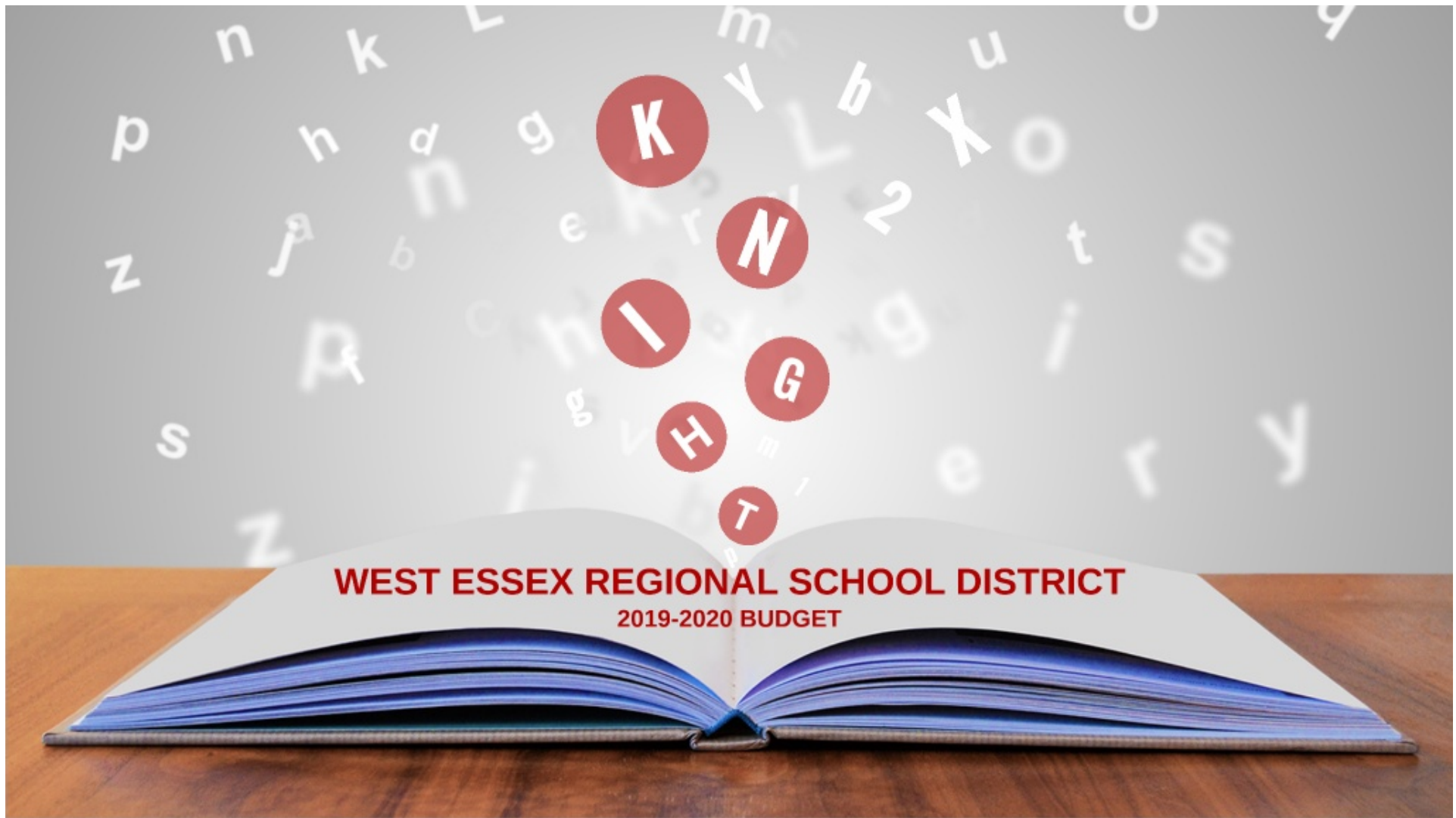


Budget maintains
existing district staff,
academic offerings,
extra-curricular
activities, and
transportation

NEW:
Additional teachers, six
classroom renovations,
redesign of 1:1 initiative,
and district server
upgrades

Meets the increases of
salaries & benefits and
operational costs

Improving the Academic Environment of West Essex



WEST ESSEX REGIONAL SCHOOL DISTRICT
2019-2020 BUDGET



Budget Information

**Breakdown
of Budget**

**Detailed
Budget**

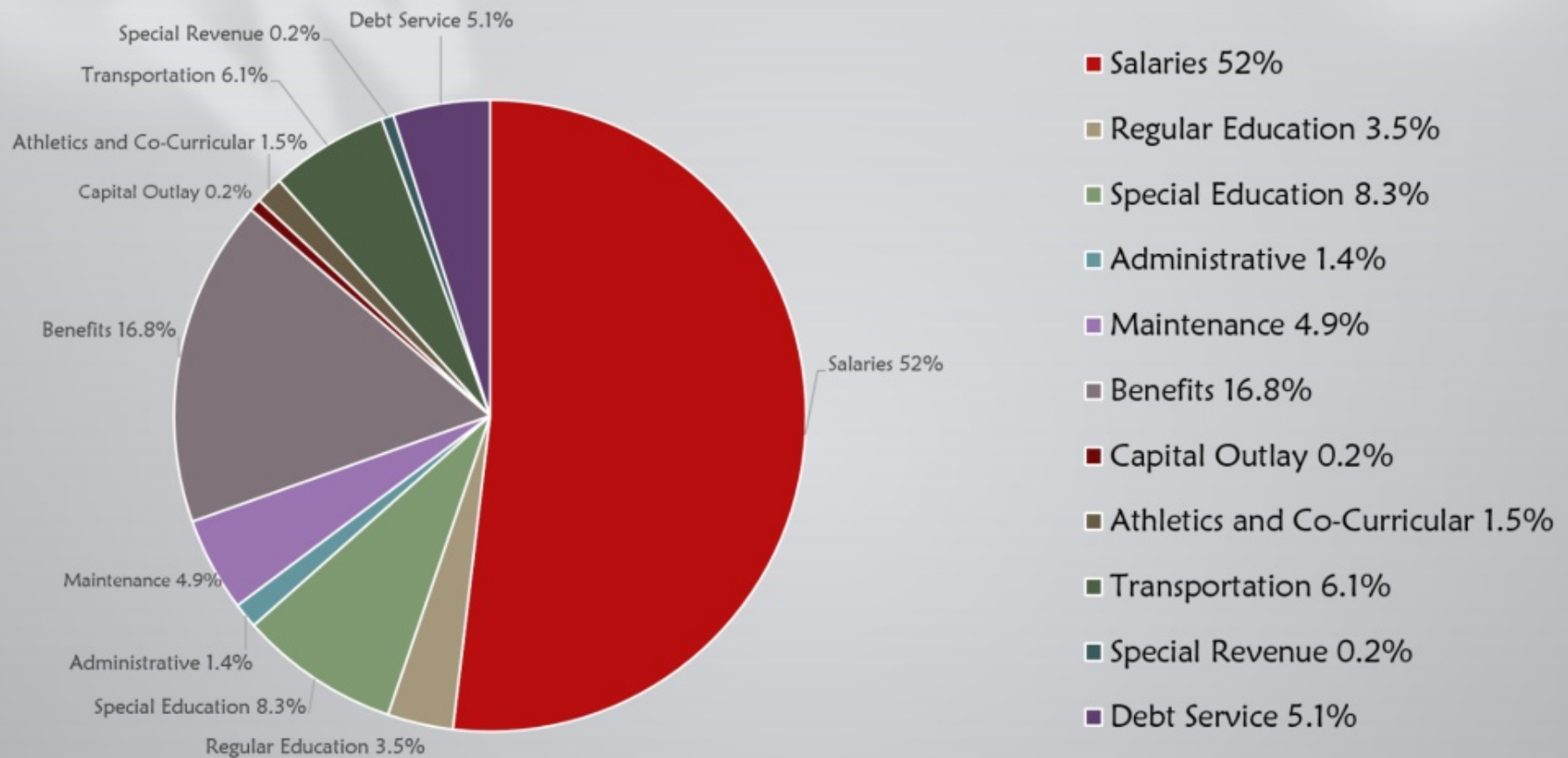
**Total
Budget**

BREAKDOWN OF BUDGET

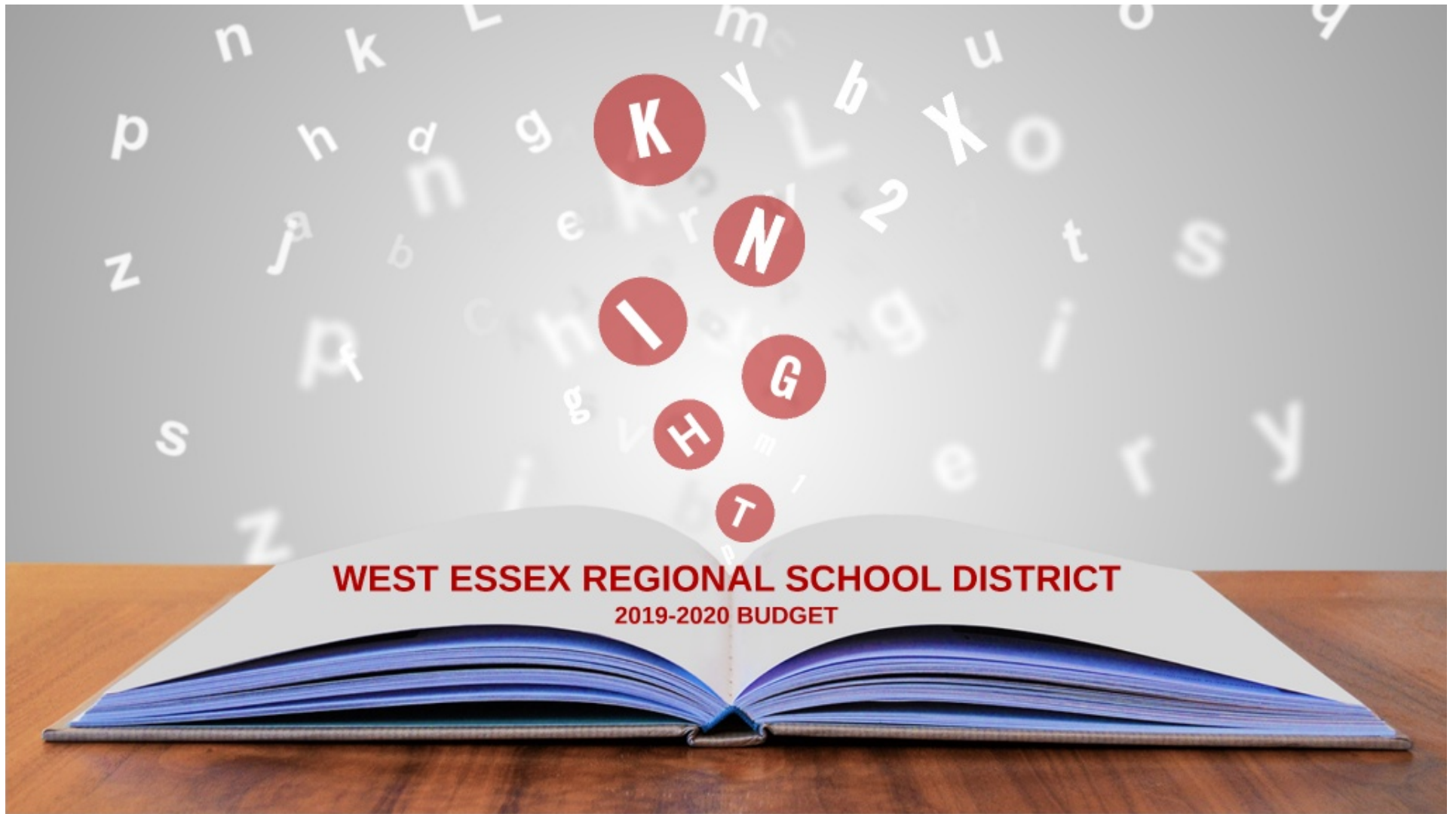
Fund	2019-2020
Total General Fund	\$ 40,294,812
Total Special Revenue Fund	\$ 263,000
Total Debt Service Fund	<u>\$ 2,116,900</u>
Totals:	\$ 42,674,712

Overall Budget spending is:	
Instruction, Extra-Curricular Activities, Special Ed	\$23,188,244
Administration	\$ 3,205,460
Buildings & Grounds/Security	\$ 3,898,779
Employee Benefits	\$ 7,150,006
Capital Outlay- Equipment and Construction	\$ 268,370
Transportation	<u>\$ 2,583,953</u>
General Fund Total	\$40,294,812
Special Revenue	\$ 263,000
Debt Service	<u>\$ 2,116,900</u>
Total Budget	\$ 42,674,712

DETAILED BUDGET BREAKDOWN



Total Budget- \$42,674,712



WEST ESSEX REGIONAL SCHOOL DISTRICT
2019-2020 BUDGET

WHAT DOES THIS BUDGET FUND?

ACADEMICS- AP COURSES

AP Courses:

Art History	Biology	Calculus AB	Calculus BC	Chemistry
Computer Science A	Computer Science Princ.	English Lang. & Composition	English Lit. & Composition	Environmental Science
European History	French	Human Geography	Italian	Latin
Macroeconomics	Microeconomics	Music Theory	Physics 1	Physics 2
Spanish	Statistics	Studio Art	US Gov't & Politics	US History I
US History II				

ACADEMICS- NEW COURSES

- . ADDITIONAL ENGLISH ELECTIVE CLASSES
 - . PURCHASE NEW TEXTBOOKS
 - . ESTABLISH LIBRARIES IN ALL CLASSROOMS
- . PERSONAL FINANCIAL LITERACY FOR ALL MIDDLE SCHOOL STUDENTS (STATE MANDATE)
 - . PURCHASE NEW TEXTBOOKS AND SOFTWARE

TECHNOLOGY NEEDS

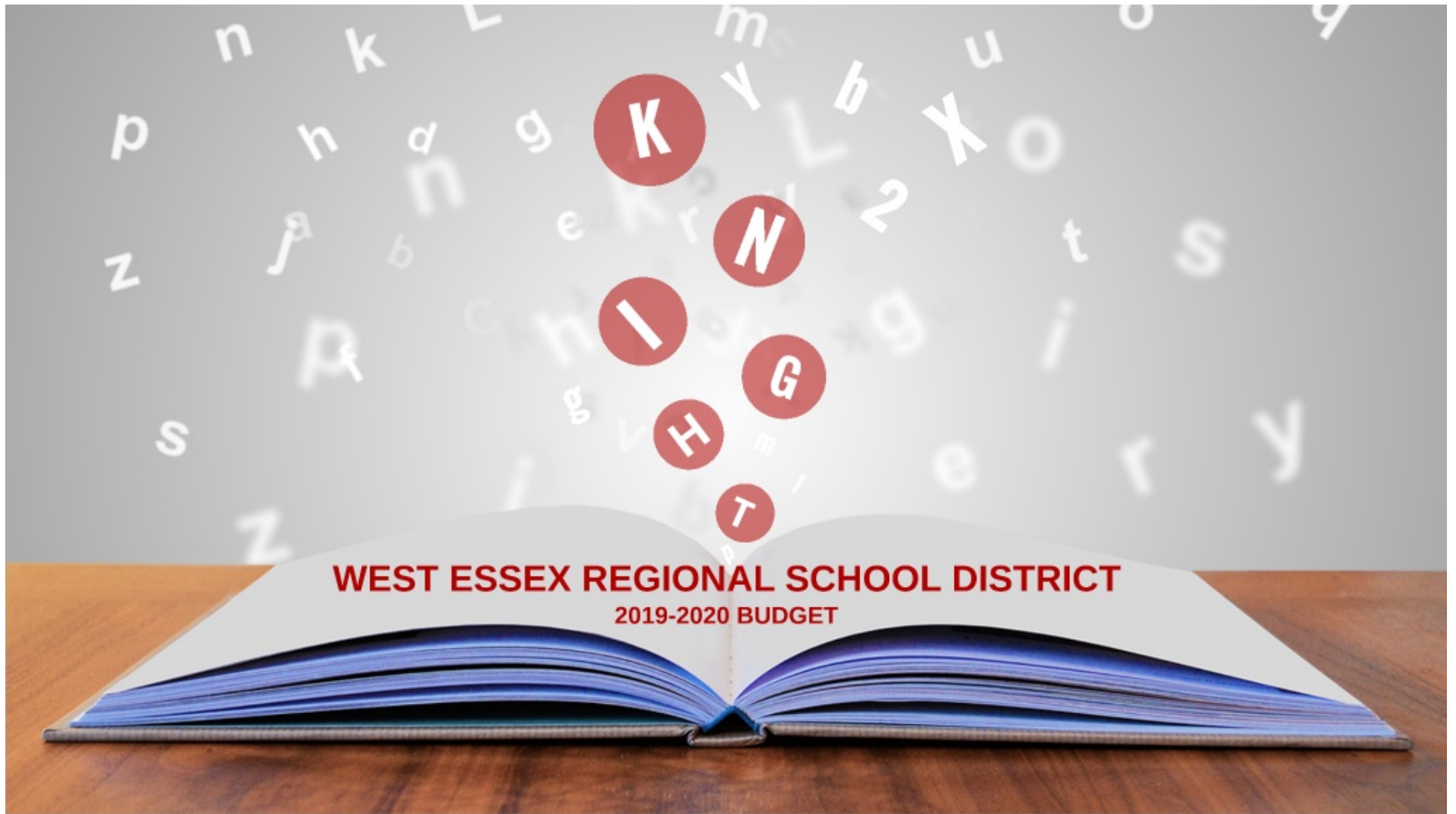
\$200,000 FOR TECHNOLOGY IMPROVEMENTS

- MOVING GENESIS TO A HOSTED SERVER
- UPGRADING CURRENT SERVERS IN-HOUSE
- REDESIGN OF CURRENT 1:1 INITIATIVE= NEW CHROMEBOOK LEASE FOR INCOMING 7TH GRADE AND CURRENT 9TH AND 12TH GRADE

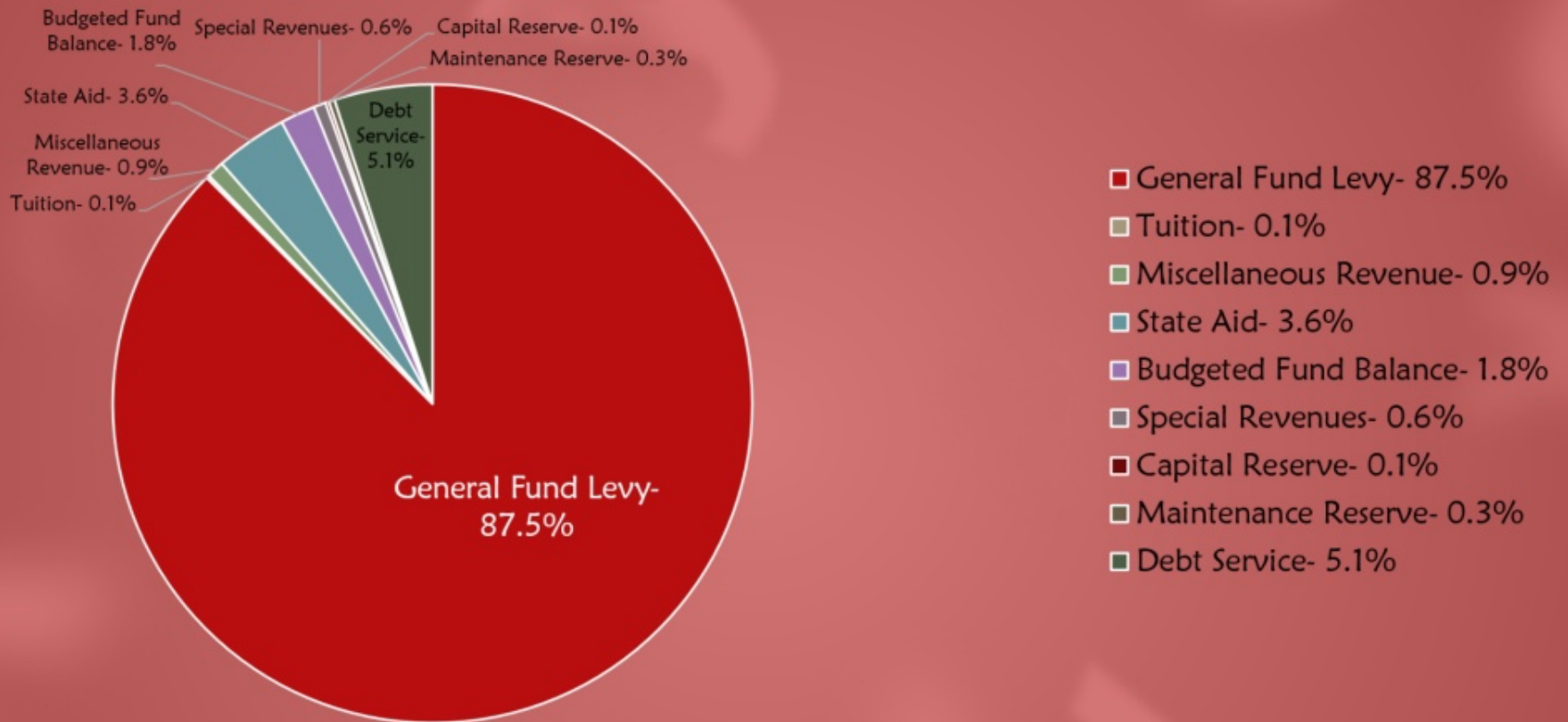
BUILDING MAINTENANCE/CONSTRUCTION

- BUDGETED \$350,000 TOWARDS EXPENDITURES NECESSARY TO CONTINUE TO MAINTAIN BUILDINGS AND GROUNDS, AND RENOVATE SPACES IN NEED:

- SUMMER CLASSROOM RENOVATIONS IN BOTH BUILDINGS
- CONTINUE DISTRICT LIGHTING UPGRADES WITH LED FIXTURES
- UPGRADE CURRENT CHILLER SYSTEM IN DISTRICT
- NEW MAINTENANCE VEHICLE
- PAVE AND SEALCOAT PARKING LOTS



REVENUES & TAX INFORMATION



WHERE DO OUR REVENUES COME FROM?

BUDGET COMPARISON 2018-19 VS. 2019-20

	<u>BUDGET</u> <u>2019</u>	<u>TOTAL TAX</u> <u>LEVY</u> <u>2019</u>	<u>BUDGET</u> <u>2020</u>	<u>TOTAL TAX LEVY</u> <u>2020</u>
TOTAL GENERAL FUND	\$38,744,329	\$36,277,785	\$40,294,812	\$37,349,282
TOTAL SPECIAL REVENUE FUND	\$263,000	\$0	\$263,000	\$0
TOTAL DEBT SERVICE FUND	<u>\$2,176,550</u>	<u>\$2,059,950</u>	<u>\$2,116,900</u>	<u>\$2,000,300</u>
TOTALS:	\$41,183,879	\$38,337,735	\$42,674,712	\$39,349,582

WHAT TO KNOW ABOUT THIS BUDGET

- 2.95% LOCAL TAX LEVY INCREASE (GENERAL FUND)
 - TAX LEVY INCREASE OVER 2% DUE TO A HEALTH INSURANCE ADJUSTMENT OF \$220,039 AND USE OF BANKED CAP \$125,902
- 2.64% OVERALL LEVY INCREASE- LOCAL TAX LEVY + DEBT SERVICE LEVY
- \$1,553,271 IN STATE AID- 11.61% INCREASE FROM LAST YEAR
- \$1,081,195 EXPENDITURE INCREASE

Expenditures

\$42,674,712

Revenues

\$3,325,130

Tax Levy

\$39,349,582

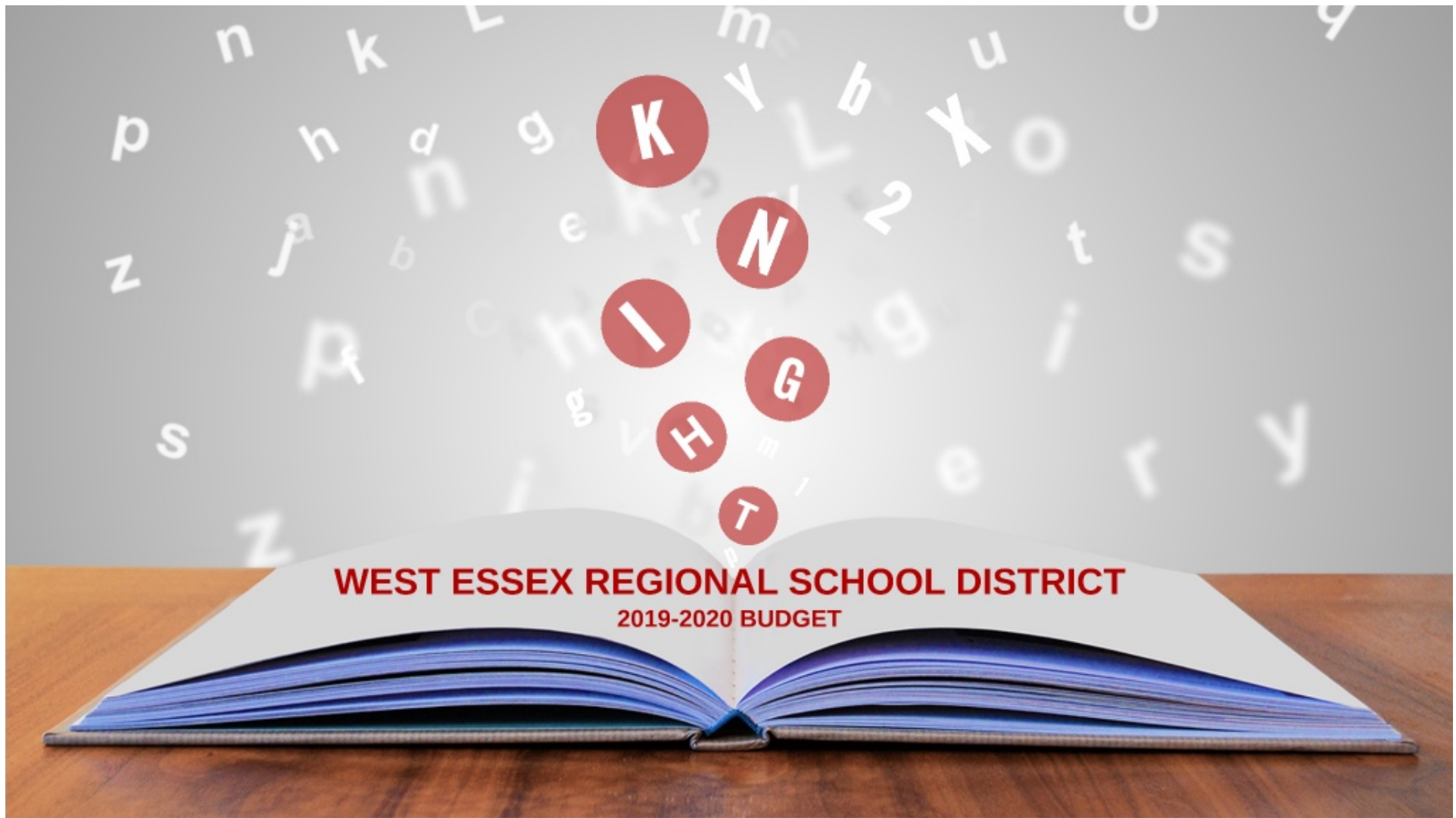
BALANCING DISTRICT NEEDS WITH LOCAL FUNDING

TAX IMPACT

REGIONAL SENDING DISTRICTS' TAX IMPACTS MAY VARY YEARLY DUE TO ENROLLMENT AND EQUALIZED VALUATION OF OUR MUNICIPALITIES IN COMPARISON

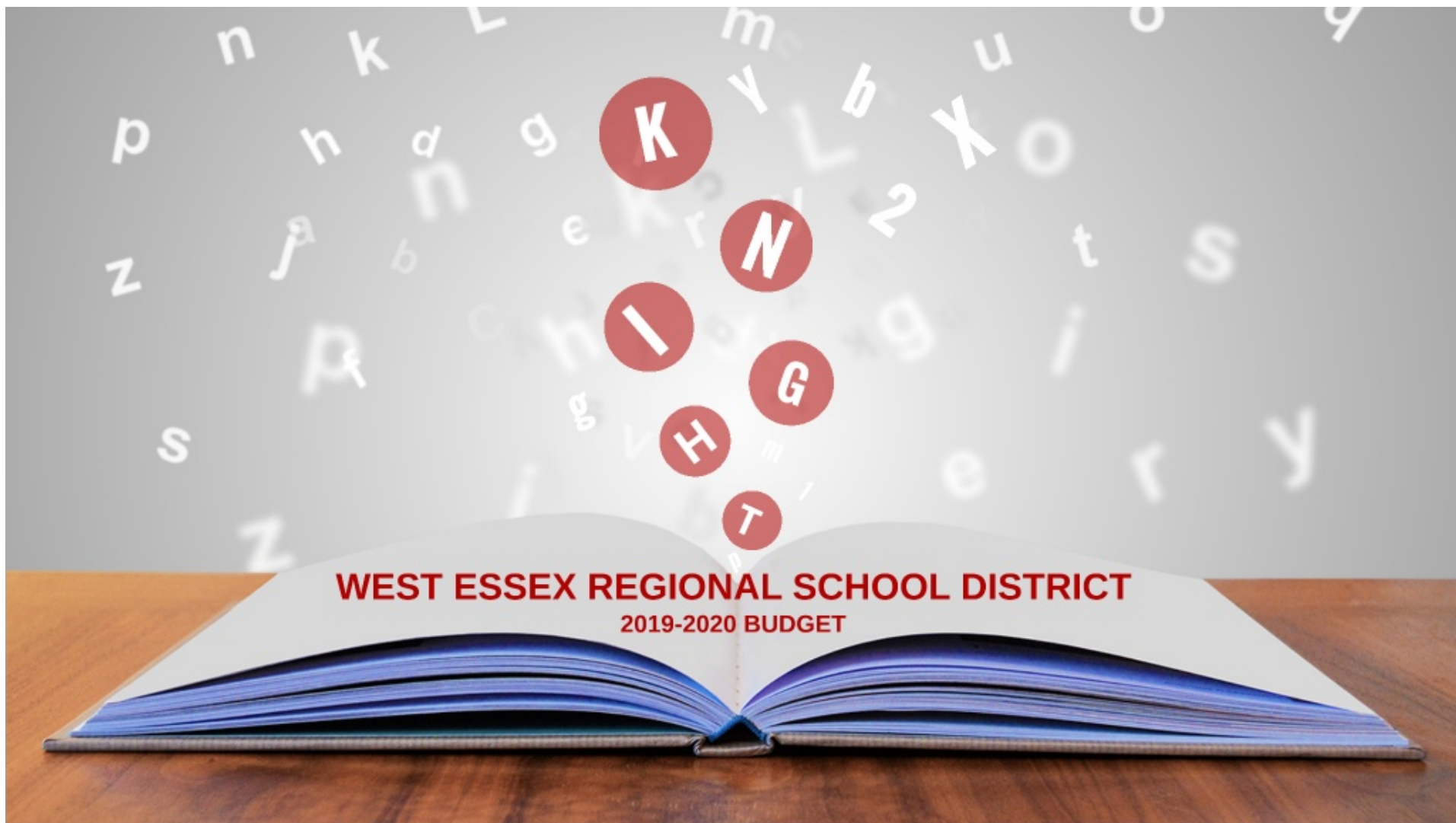
Municipality	2018-19 % share	2019-20 % share	% Share Change	2018-19 Tax Rate	2019-20 Tax Rate	Increase/ (Decrease)	Average Assessed Home	Average Increase/ (Decrease)	Increase Per Month
Essex Fells	9.2675671	8.2192181	(1.048349)	.4324	.3935	(0.0389)	\$1,013,400	\$(387.65)	\$(32.30)
Fairfield	41.7895835	44.6001298	2.8105463	.62187	.6793	0.05743	\$451,885	\$248.90	\$20.74
N. Caldwell	24.0151403	23.1292347	(0.8859056)	.57118	.5646	(0.00658)	\$683,500	\$(54.04)	\$(4.50)
Roseland	24.9277091	24.0514174	(0.8762917)	.57544	.5680	(0.00744)	\$466,580	\$(30.87)	\$(2.57)

This slide is for informational purposes only. Amounts are estimated and are subject to change.



Thank you!





WEST ESSEX REGIONAL SCHOOL DISTRICT
2019-2020 BUDGET